

 Search 

Web  ScienceMode.com

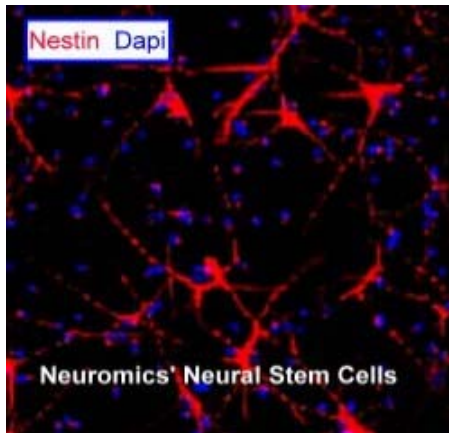
- [Headlines](#)
- [Tech](#)
- [Space](#)
- [Animals](#)
- [Earth](#)
- [Science](#)
- [Food](#)
- [Culture](#)
- [Health](#)

• [Submit your scientific PR or story here](#)


· [Ads by Google](#) · [DNA Repair](#) · [Humans Study](#) · [Human Skeleton](#) · [Human Wig](#)

## [Human DNA repair process recorded in action](#)

By [ScienceMode](#) on Jan 29th, 2009 in [Headlines](#), [SM](#) | [Add story link to StumbleUpon](#)



[www.neuromics.com](http://www.neuromics.com) Ads by Goooooole




A key phase in the repair process of damaged human DNA has been observed and visually recorded by a team of researchers at the University of California, Davis. The recordings provide new information about the role played by a protein known as Rad51, which is linked to breast cancer, in this complex and critical process.

The breakthrough comes a decade after Stephen Kowalczykowski, a distinguished professor of microbiology and the study's principal investigator, and Ron Baskin, professor emeritus of molecular and cellular biology, first began developing methods of labeling molecules with fluorescent markers and observing them at work using optical trapping of individual DNA molecules and advanced microscopy techniques. In 2006, the researchers recorded a portion of the bacterial DNA repair process, a system considerably less complex than its human counterpart. The new study was published in the *Proceedings of the National Academy of Sciences* on Jan. 13.

Human DNA is under constant assault from harmful agents such as ultraviolet sunlight, tobacco smoke and a myriad of chemicals, both natural and man-made. Because damage can lead to cancer, cell death and mutations, an army of proteins and enzymes are mobilized into action whenever it occurs.

Rad51 takes a leading role in the action. Always on call in the cell, molecules of



This schematic depicts molecules of the DNA repair protein, Rad51 (green ovals), assembling into a filament on an optically trapped DNA molecule. Below, a series of images shows a fluorescently-labeled Rad51/DNA filament growing progressively longer over the course of 10 minutes.

Credit: Stephen Kowalczykowski/UC Davis  
Copyright: UC Regents  
Comments are closed.

the protein assemble into a long filament along a damaged or broken segment of DNA, where they help stretch out the coiled strands and align them with corresponding segments on the cell's second copy of the chromosome, which serves as a template for reconstruction. Because this protein is regulated by a gene linked to increased risk of breast cancer, BRCA2, it is also thought to play a role in suppression of that disease.

With the ability to watch the assembly of individual filaments of Rad51 in real time, Kowalczykowski's team made a number of discoveries. Among those are that, in contrast to their bacterial counterparts, Rad51 filaments don't grow indefinitely. This indicates that there is an as-yet undiscovered mechanism that regulates the protein's growth, Kowalczykowski said.

Another surprising difference between the human and bacterial processes, Kowalczykowski said, is that Rad51 doesn't fall away from the DNA when repair is complete. Instead, proteins that motor along DNA are required to dislodge it.

"From a practical point of view, being able to record these single molecules gives us insightful information regarding the assembly process," the researcher said. "Now we're able to measure this in a quantifiably meaningful way."

Source: University of California - Davis

Post this story to: [Del.icio.us](#) [Digg this](#) [Newsvine](#) [Nowpublic](#) [Reddit](#)

## Latest Science News

- [Big cats, wild pigs and short-eared dogs — oh, my!](#)
- [Genome of a heat and drought resistant cereal plant analyzed](#)
- [Omega-6 PUFAs and risk of cardiovascular disease](#)
- [Automated screening process may eventually reduce additional breast cancer surgeries](#)
- [Queen's chemist sheds light on health benefits of garlic](#)
- [LSUSHC researchers find potential new target for hypertension treatment](#)
- [Ocean islands fuel productivity and carbon sequestration through natural iron fertilization](#)
- [Enzyme with a sugar antenna](#)
- [Education, daytime hours, and job flexibility most help single moms of preschoolers](#)
- [Physics, math provide clues to unraveling cancer](#)
- [Stress may hasten the growth of melanoma tumors](#)
- [Vaccines and autism: Many hypotheses, but no correlation](#)
- [U of T technique put to use to test clean up of contaminated groundwater](#)
- [Sports technology for para-athletes: Closing the gap](#)
- [The paradox of temptation](#)
- [Household chemicals may be linked to infertility](#)
- [UC San Diego engineers develop novel method for accelerated bone growth](#)
- [UT Southwestern researchers disrupt biochemical system involved in cancer, degenerative disease](#)
- [Surgical implants coated with one of 'nature's antibiotics' could prevent infection: UBC study](#)
- [Birds' strategic mobbing fends off parasitic invaders](#)
- [Human DNA repair process recorded in action](#)
- [Newly discovered drug reduces heart enlargement](#)
- [Capture of nanomagnetic 'fingerprints' a boost for next-generation information storage media](#)
- [Genes may predict vascular malformation](#)
- [The robots are coming, Swing it](#)
- [Skin color studies on tadpoles lead to cancer advance](#)

ScienceMode © 2006-2008 - [About us](#)

[Log in](#)